



S150

INBUS



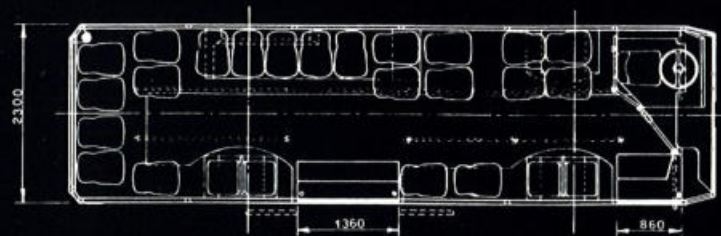


AUTOBUS SUBURBANO DA 63 PERSONE

- Autotelaio a traliccio SICCAR 181/CS
- Motore FIAT CP 3
- Cambio automatico ALLISON AT 540
- Sospensioni anteriori e posteriori a carrello triangolare SICCA con barre stabilizzatrici e molle ad aria
- Lunghezza max m. 8,58
- Larghezza max m. 2,30
- Piano di carico, senza gradini interni, a 0,70 m. da terra
- Passo m. 4,34
- Min. raggio/sterzata m. 6,80
- Carico massimo Kg. 13.000
- Velocità max 73 km/h

SUBURBAN BUS FOR 63 PERSONS

- SICCAR 181/CS lattice type chassis
- FIAT CP 3 engine
- ALLISON AT 540 automatic gearbox
- Front and rear suspension consting of SICCA triangular bogies with torsion stabilizing bars and air springs
- Overall lenght m. 8.58
- Overall width m. 2.30
- Floor, without inner steps, at m. 0.70 above road level
- Wheelbase m. 4.34
- Min. turning radius m. 6.80
- Maximum load Kg. 13,000
- Max speed 73 km/h

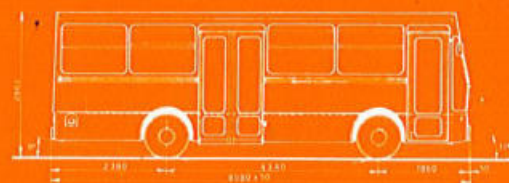


U 150
U 150
HANDICAPPATI



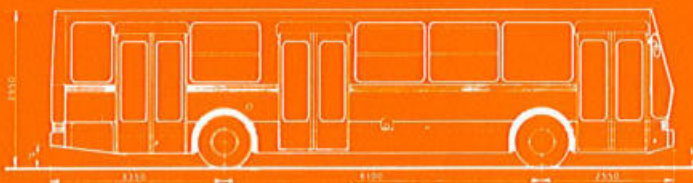
larghezza m. 2,30

S 150




larghezza m. 2,30

U 210
U 210
HANDICAPPATI



larghezza m. 2,50

S 210




larghezza m. 2,50

I 210
IL 210
SCUOLABUS



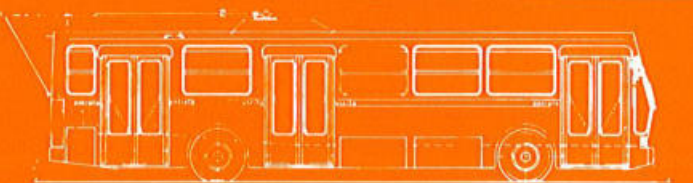
larghezza m. 2,50

I 330
IL 330
GT 330



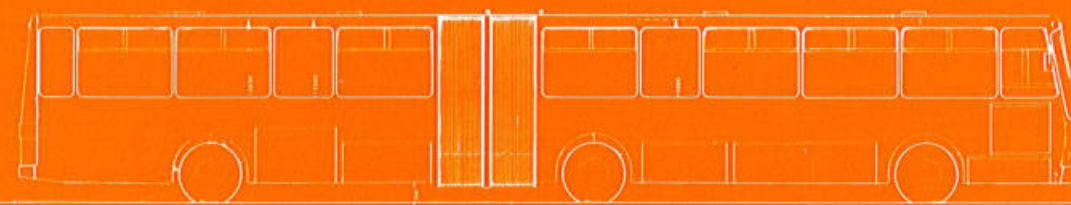
larghezza m. 2,50

F 140



larghezza m. 2,50

I 250



larghezza m. 2,50

